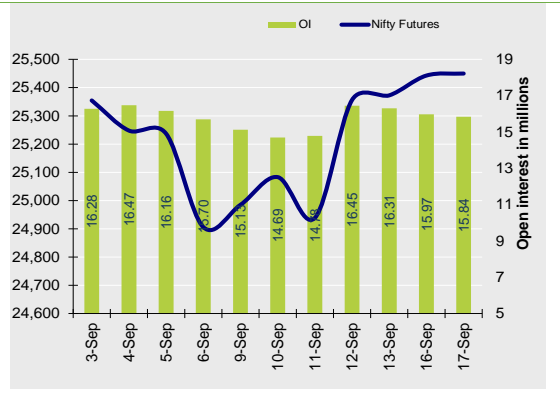


Nifty Snapshot

	Close	Prv Cl.	Ab chg	% chg
Spot	25,418.55	25,383.75	34.80	0.14
Futures	25,449.80	25,442.75	7.05	0.03
OI(mlshr)	15.84	15.97	-0.14	-0.87
Vol (lots)	128980	166943	-37963	-22.74
COC	31.25	59.00	-27.75	-47.0
PCR-OI	1.30	1.26	0.04	2.9

Nifty Futures Price v/s OI



Institutional Activity in previous trading session

(in Rs cr.)	Buy	Sell	Net
Index Futures	1927.48	1501.54	425.94
Index Options	2287394.98	2323273.59	-35878.61
Stock Futures	21578.19	22701.20	-1123.01
Stock Options	51616.32	54255.60	-2639.28
FII Cash	13,095.19	12,612.50	482.69
DII Cash	10,959.98	10,085.83	874.15

Net FII Activity (in Rs cr.)

Date	Idx Fut	Stk Fut	Idx Opt	Cash
17-Sep	425.9	-1123.0	-35878.6	483
16-Sep	332.1	-4212.9	-31415.7	-1635
13-Sep	1338.9	-5054.2	-2215.8	2365
12-Sep	2579.6	15023.6	50469.7	7695
11-Sep	-476.7	-2698.5	-52217.9	1755
10-Sep	168.9	-3900.8	-38365.4	2208

Technical Pivot (Intraday):

	S2	S1	PIVOT	R1	R2
NIFTY	25345	25395	25440	25490	25530
BANKNIFTY	52105	52200	52280	52375	52450

(Price is in Rs; OI is in million units; Price chg and OI chg are in percentage) **NB RESEARCH**

Fresh Longs seen in:

Scrip	Price	Price chg	OI	OI Chg
MGL	1907.2	4.7	2.2	25.4
FINNIFTY	24038.4	0.0	0.1	10.7
HEROMOTOCO	5974.2	3.2	4.4	9.4

Short Covering seen in:

Scrip	Price	Price chg	OI	OI Chg
BSOFT	648.9	2.3	15.4	-10.3
DIXON	14103.4	0.7	2.0	-6.0
MCX	5657.3	1.2	2.2	-3.2

Fresh Shorts seen in:

Scrip	Price	Price chg	OI	OI Chg
BIOCON	375.9	-4.3	49.9	10.9
APOLLTYRE	513.9	-1.1	17.3	10.0
PNB	108.3	-2.6	366.7	8.6

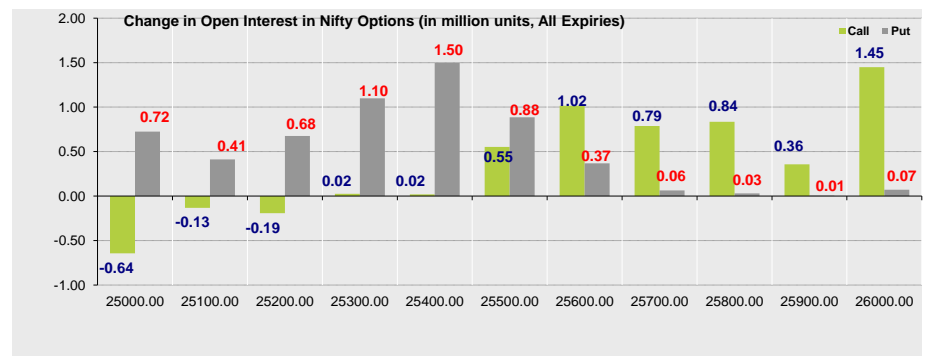
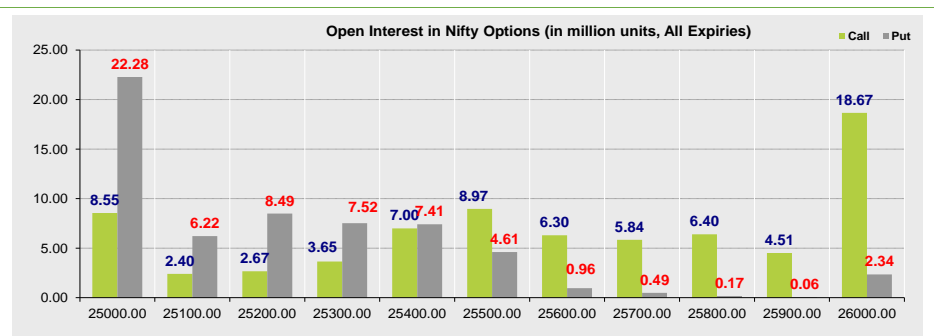
Long Unwinding seen in:

Scrip	Price	Price chg	OI	OI Chg
ZYDUSLIFE	1136.1	-0.5	18.3	-9.3
METROPOLIS	2177.1	-0.1	1.3	-7.2
LICHSGFIN	674.7	-0.9	33.7	-5.6

Summary

- Indian markets closed on a flat note where selling was mainly seen in Pharmaceuticals, Metals, Financial Services sectors. Nifty Sept Futures closed at 25449.80 (up 7.05 points) at a premium of 31.25 pts to spot.
- FII were net buyers in Cash to the tune of 482.69 Cr and were net buyers in index futures to the tune of 425.94 Cr.
- India VIX increased by 1.04% to close at 12.59 touching an intraday high of 12.75.

Open Interest in Nifty Options:



- The above second chart shows previous trading day's change in Nifty options where Addition in OI were seen in 25200, 25300, 25400, 25500 strike Puts and at 25800, 25700, 25600, 25500 strike Calls indicating market is likely to remain positive in the near term.
- Highest OI build-up is seen at 26000 strike Calls and 25000 strike Puts, to the tune of 18.67mn and 22.28mn respectively.

Outlook on Nifty:

Index is likely to open on a flat note today and is likely to remain positive during the day.

NIFTY50 Options OI (CE OI = Resistance) (PE OI = Support)			
Symbol	Highest CE OI	Highest PE OI	CMP
ADANIPTS	1500	1400	1431
ADANIENT	3100	2900	2979
ASIANPAINT	3400	3200	3321
AXISBANK	1220	1200	1234
BAJAJ-AUTO	12000	10000	11931
BAJAJFINSV	1900	1800	1854
BAJFINANCE	8000	7000	7384
BHARTIARTL	1600	1600	1661
BPCL	370	340	339
BRITANNIA	6200	6000	6119
CIPLA	1700	1600	1671
COALINDIA	500	480	489
DIVISLAB	5500	5300	5445
DRREDDY	7200	6500	6650
EICHERMOT	5000	4800	4849
GRASIM	2800	2700	2757
HCLTECH	1840	1780	1812
HDFCBANK	1700	1600	1673
HDFCLIFE	770	700	700
HEROMOTOCO	6000	5700	5974
HINDALCO	700	650	684
HINDUNILVR	3000	2900	2882
ICICIBANK	1270	1200	1268
ITC	520	500	509
INDUSINDBK	1500	1400	1470

NIFTY50 Options OI (CE OI = Resistance) (PE OI = Support)			
Symbol	Highest CE OI	Highest PE OI	CMP
INFY	1960	1900	1953
IOC	180	175	171
JSWSTEEL	980	900	966
KOTAKBANK	1900	1800	1849
LT	3800	3600	3694
LTIM	6500	6000	6455
M&M	2800	2700	2787
MARUTI	12500	12000	12261
NESTLEIND	2600	2500	2554
NTPC	420	410	416
ONGC	330	290	295
POWERGRID	350	330	338
RELIANCE	3000	3000	2950
SBILIFE	1920	1800	1825
SBIN	820	800	785
SUNPHARMA	1860	1840	1865
TATACONSUM	1250	1200	1221
TATAMOTORS	1100	1000	977
TATASTEEL	155	150	153
TCS	5000	4400	4512
TECHM	1660	1600	1655
TITAN	3800	3700	3767
ULTRACEMCO	11800	11000	11674
UPL	620	600	611
WIPRO	550	520	552

OI against MWPL

Symbol	MWPL	Open Interest	Limit for next day	% OI
GRANULES	29633038	56422000	Ban	190%
BIOCON	93845890	106782500	Ban	114%
LICHSGFIN	60244101	63020000	Ban	105%
GNFC	17249403	17672200	Ban	102%
PNB	591377974	600640000	Ban	102%
IDEA	7934775627	7361440000	176596845	93%
AARTIIND	41153022	38074000	Ban	93%
BSOFT	32626827	30039000	Ban	92%
SAIL	289139949	265092000	9590951	92%
ABFRL	83419778	75101000	4147789	90%
NATIONALUM	178967755	161115000	8904367	90%
HAL	37934515	33993900	2043889	90%
PEL	24116103	21243000	1667297	88%
IDFCFIRSTB	966311538	849720000	68275961	88%
OFSS	4732126	4150000	345519	88%
TATACHEM	31601465	27677100	2344291	88%
DIXON	7988703	6955500	633767	87%
MANAPPURAM	109626743	95415000	8730405	87%
NMDC	229794455	198081000	20223732	86%
CANBK	672420574	573891750	64907795	85%
BALRAMCHIN	23040698	19390400	Ban	84%
GMRINFRA	716538553	602887500	77824125	84%
RBLBANK	121256568	101637500	Ban	84%
BANKBARODA	372635498	309924225	44079498	83%
HINDCOPPER	65482129	52968200	Ban	81%
ADANIEN	57646033	45663300	9100431	79%
IRCTC	60165566	47530000	9627287	79%
BANDHANBNK	193370862	152591600	31110718	79%
CHAMBLFERT	31488204	24757000	5156793	79%
LTF	167461848	130000370	29088385	78%
CANFINHOME	18644752	14435850	3276664	77%
IEX	177845485	135937500	33015710	76%
SBICARD	59683524	45313600	11385747	76%

OI against MWPL

Symbol	MWPL	Open Interest	Limit for next day	% OI
CONCOR	55081874	40936000	11391780	74%
BHEL	256482590	188950125	54708335	74%
TATAMOTORS	356618780	259667100	79120741	73%
ABCAPITAL	161899049	115889400	37914696	72%
SUNTV	19704232	13743000	4976020	70%
VEDL	339787241	236628600	86169278	70%
EXIDEIND	91809066	63700200	23518412	69%
ZYDUSLIFE	50353988	34502400	13333888	69%
RECLTD	249446067	164676000	72297763	66%
RAMCOCEM	27272201	17747150	8161440	65%
ASHOKLEY	282419403	181410000	86888432	64%
GUJGASLTD	53841317	33395000	17754251	62%
ACC	16266067	9830400	5622363	60%
NAVINFLUOR	7060735	4201925	2505773	60%
UPL	101298895	58462300	37771650	58%
METROPOLIS	5160312	2952800	1949496	57%
ESCORTS	6768976	3787300	2643227	56%
OBEROIRLTY	23485458	12982900	9328285	55%
PVRINOX	14163124	7762711	5692256	55%
PETRONET	150000017	81036000	61464016	54%
HINDPETRO	191910891	103408650	78906696	54%
MGL	13335005	7176000	5492254	54%
BATAINDIA	12812405	6853125	5318659	53%
DLF	128335464	67895025	54023665	53%
IGL	77000080	40488250	32661826	53%
MCX	10180563	5292400	4379134	52%
LAURUSLABS	78528143	40745600	33856135	52%
INDUSTOWER	258462437	133654000	111885315	52%
INDIAMART	6087018	3132000	2650667	51%
INDIGO	34513031	17646600	15140779	51%
TATAPOWER	339616396	168974100	153661476	50%

Derivative Recommendations:

Stock Name	Call (Buy/Sell)	Entry price	Targets	Stop Loss	Duration	Status
FEDERALBNK 185 CE	Buy	4.2	8.5	2	Positional	Open
NIFTY Future	Sell	25340	24800	25600	Positional	Open

FROM THE EQUITY DERIVATIVE DESK:

NIRAV HARISH CHHEDA
AVP - DERIVATIVES AND TECHNICAL RESEARCH
E-Mail: nirav.chheda@nirmalbang.com
Tel no: 6273-8199/8000

AMIT BHUPTANI
SNR.DERIVATIVES AND TECHNICAL RESEARCH ANALYST
E-Mail: amit.bhuptani@nirmalbang.com
Tel no: 6273-8242/8000

DISCLOSURES

Research Reports that are published by Nirmal Bang Securities Private Limited (hereinafter referred to as "NBSPL") are for private circulation only. NBSPL is a registered Research Analyst under SEBI (Research Analyst) Regulations, 2014 having Registration no. INH000001766. NBSPL is also a registered Stock Broker with National Stock Exchange of India Limited, BSE Limited, Metropolitan Stock Exchange of India Limited, Multi Commodity Exchange of India Limited, National Commodity and Derivative Exchange Limited and Indian Commodity Exchange Limited in cash and Equity and Commodities derivatives segments.

NBSPL has other business divisions with independent research teams separated by Chinese walls, and therefore may, at times, have different or contrary views on stocks and markets.

NBSPL or its associates have not been debarred / suspended by SEBI or any other regulatory authority for accessing / dealing in securities Market. NBSPL, its associates or analyst or his relatives do not hold any financial interest (Except Investment) in the subject company. NBSPL or its associates or Analyst do not have any conflict or material conflict of interest at the time of publication of the research report with the subject company. NBSPL or its associates or Analyst or his relatives may or may not hold beneficial ownership of 1% or more in the subject company at the end of the month immediately preceding the date of publication of this research report.

NBSPL or its associates / analyst has not received any compensation / managed or co-managed public offering of securities of the company covered by Analyst during the past twelve months. NBSPL or its associates have not received any compensation or other benefits from the company covered by Analyst or third party in connection with the research report. Analyst has not served as an officer, director or employee of Subject Company. NBSPL / analyst has not been engaged in market making activity of the subject company.

Analyst Certification: The research analysts and authors of these reports, hereby certify that the views expressed in this research report accurately reflects my/our personal views about the subject securities, issuers, products, sectors or industries. It is also certified that no part of the compensation of the analyst(s) was, is, or will be directly or indirectly related to the inclusion of specific recommendations or views in this research. The analyst(s) principally responsible for the preparation of this research report and has taken reasonable care to achieve and maintain independence and objectivity in making any recommendations.

DISCLAIMER

This report is for the personal information of the authorized recipient and does not construe to be any investment, legal or taxation advice to you. NBSPL is not soliciting any action based upon it. Nothing in this research shall be construed as a solicitation to buy or sell any security or product, or to engage in or refrain from engaging in any such transaction. In preparing this research, we did not take into account the investment objectives, financial situation and particular needs of the reader.

This research has been prepared for the general use of the clients of NBSPL and must not be copied, either in whole or in part, or distributed or redistributed to any other person in any form. If you are not the intended recipient you must not use or disclose the information in this research in any way. Though disseminated to all the customers simultaneously, not all customers may receive this report at the same time. NBSPL will not treat recipients as customers by virtue of their receiving this report. This report is not directed or intended for distribution to or use by any person or entity resident in a state, country or any jurisdiction, where such distribution, publication, availability or use would be contrary to law, regulation or which would subject NBSPL & its group companies to registration or licensing requirements within such jurisdictions.

The report is based on the information obtained from sources believed to be reliable, but we do not make any representation or warranty that it is accurate, complete or up-to-date and it should not be relied upon as such. We accept no obligation to correct or update the information or opinions in it. NBSPL or any of its affiliates or employees shall not be in any way responsible for any loss or damage that may arise to any person from any inadvertent error in the information contained in this report. NBSPL or any of its affiliates or employees do not provide, at any time, any express or implied warranty of any kind, regarding any matter pertaining to this report, including without limitation the implied warranties of merchantability, fitness for a particular purpose, and non-infringement. The recipients of this report should rely on their own investigations.

This information is subject to change without any prior notice. NBSPL reserves its absolute discretion and right to make or refrain from making modifications and alterations to this statement from time to time. Nevertheless, NBSPL is committed to providing independent and transparent recommendations to its clients, and would be happy to provide information in response to specific client queries.

Before making an investment decision on the basis of this research, the reader needs to consider, with or without the assistance of an adviser, whether the advice is appropriate in light of their particular investment needs, objectives and financial circumstances. There are risks involved in securities trading. The price of securities can and does fluctuate, and an individual security may even become valueless. International investors are reminded of the additional risks inherent in international investments, such as currency fluctuations and international stock market or economic conditions, which may adversely affect the value of the investment. Opinions expressed are subject to change without any notice. Neither the company nor the director or the employees of NBSPL accept any liability whatsoever for any direct, indirect, consequential or other loss arising from any use of this research and/or further communication in relation to this research. Here it may be noted that neither NBSPL, nor its directors, employees, agents or representatives shall be liable for any damages whether direct or indirect, incidental, special or consequential including lost revenue or lost profit that may arise from or in connection with the use of the information contained in this report.

Copyright of this document vests exclusively with NBSPL. Our reports are also available on our website www.nirmalbang.com